



USER JOURNEY IDRDP

Presented by:
PT Adhyoka Berkah Maju

Smesco Indonesia, Lt. 16 Zone B, Jalan Gatot
Subroto, Pancoran, Jakarta Selatan, 12780.

LIST OF CONTENTS

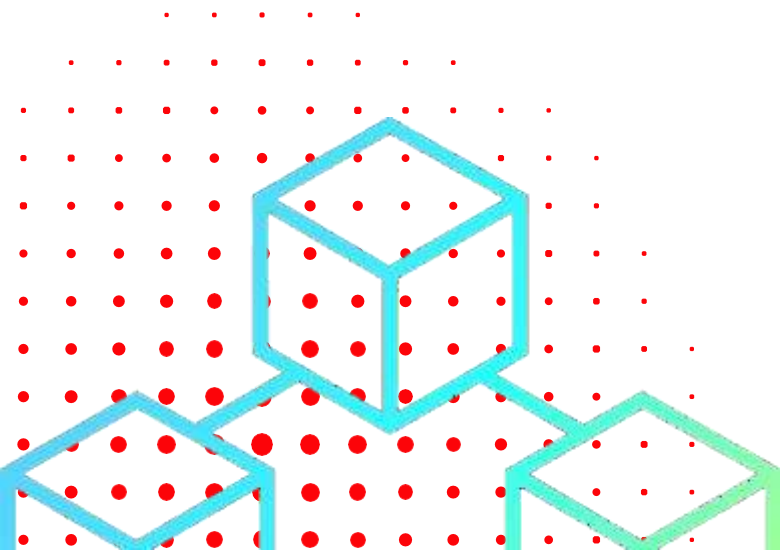
01 User Onboarding

03 Burning Process IDRPs

02 Minting Process IDRPs



01 User Onboarding



User Onboarding

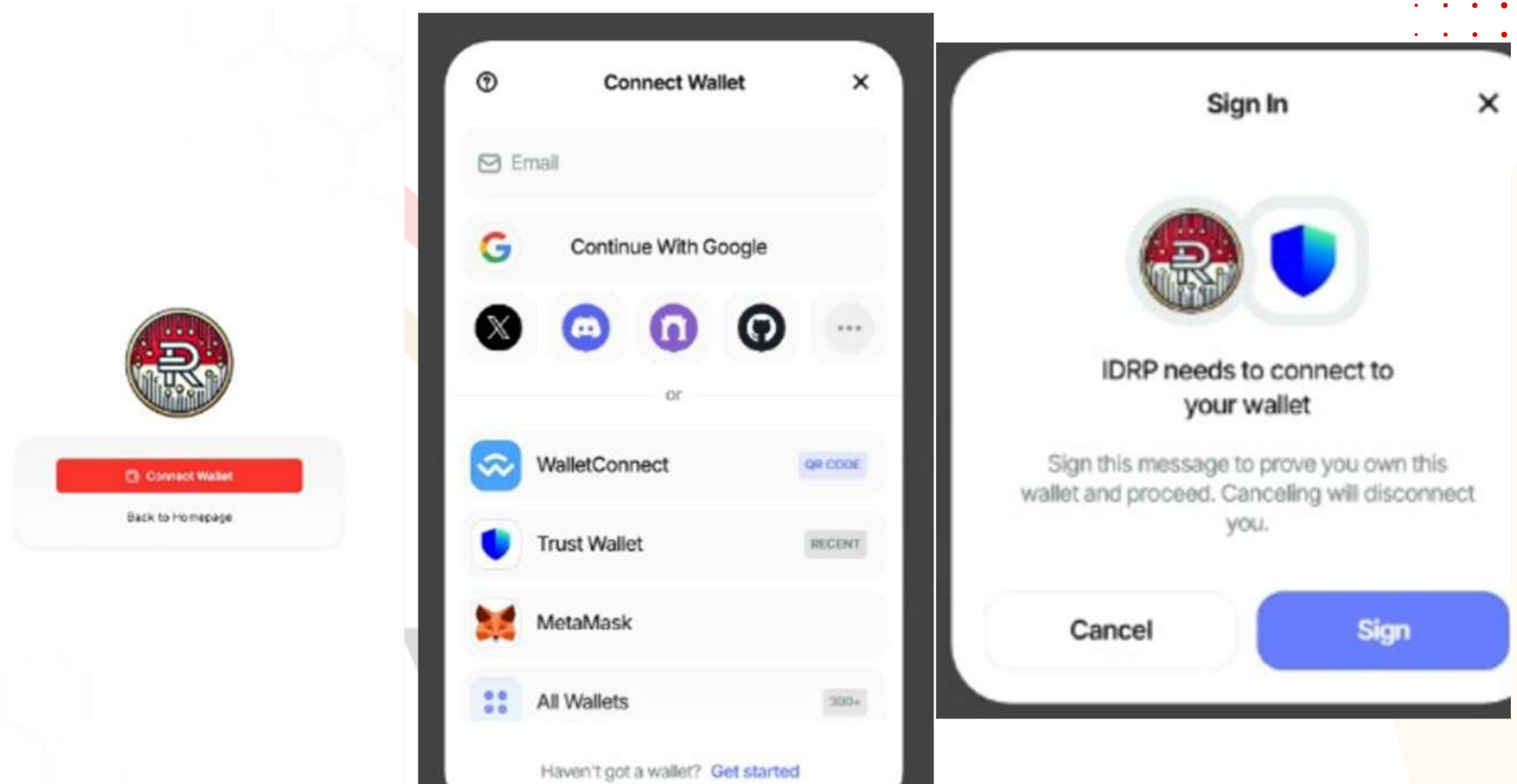
- User visit the website of <https://idrp.io/>
- On the homepage click "Access to IDRP" to continue Sign In





User Onboarding

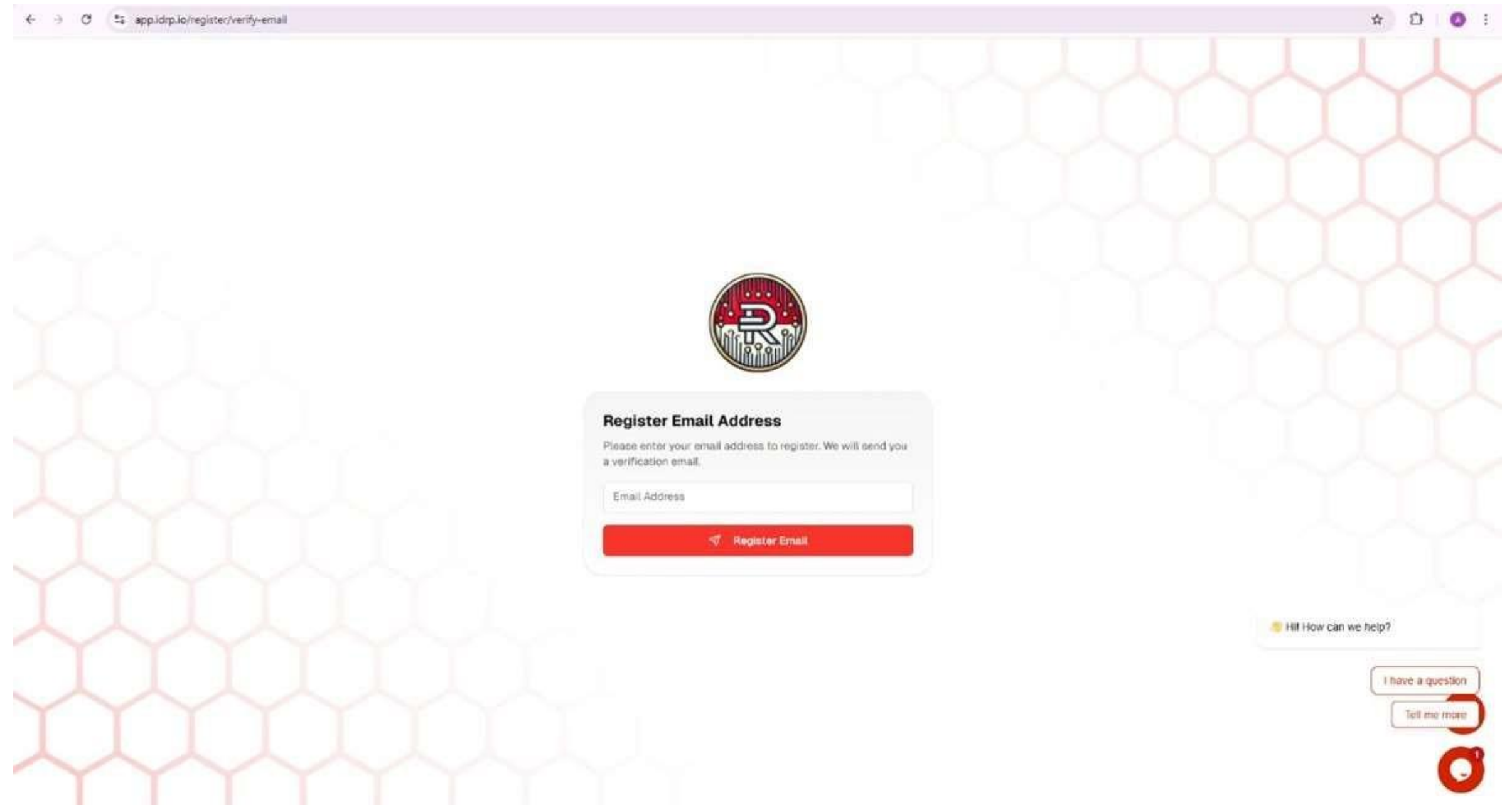
- On the next page, click the "Connect Wallet" button to begin the digital wallet connection process. Users will be presented with several digital wallet options, such as Metamask, Trust Wallet, and others. Please choose the wallet that best suits the user's preference and availability.
- After selecting the desired digital wallet, follow the instructions displayed on the screen to complete the connection process. This procedure may include actions such as scanning a QR Code, opening the wallet application, logging in, or other actions required by each wallet provider.





User Onboarding

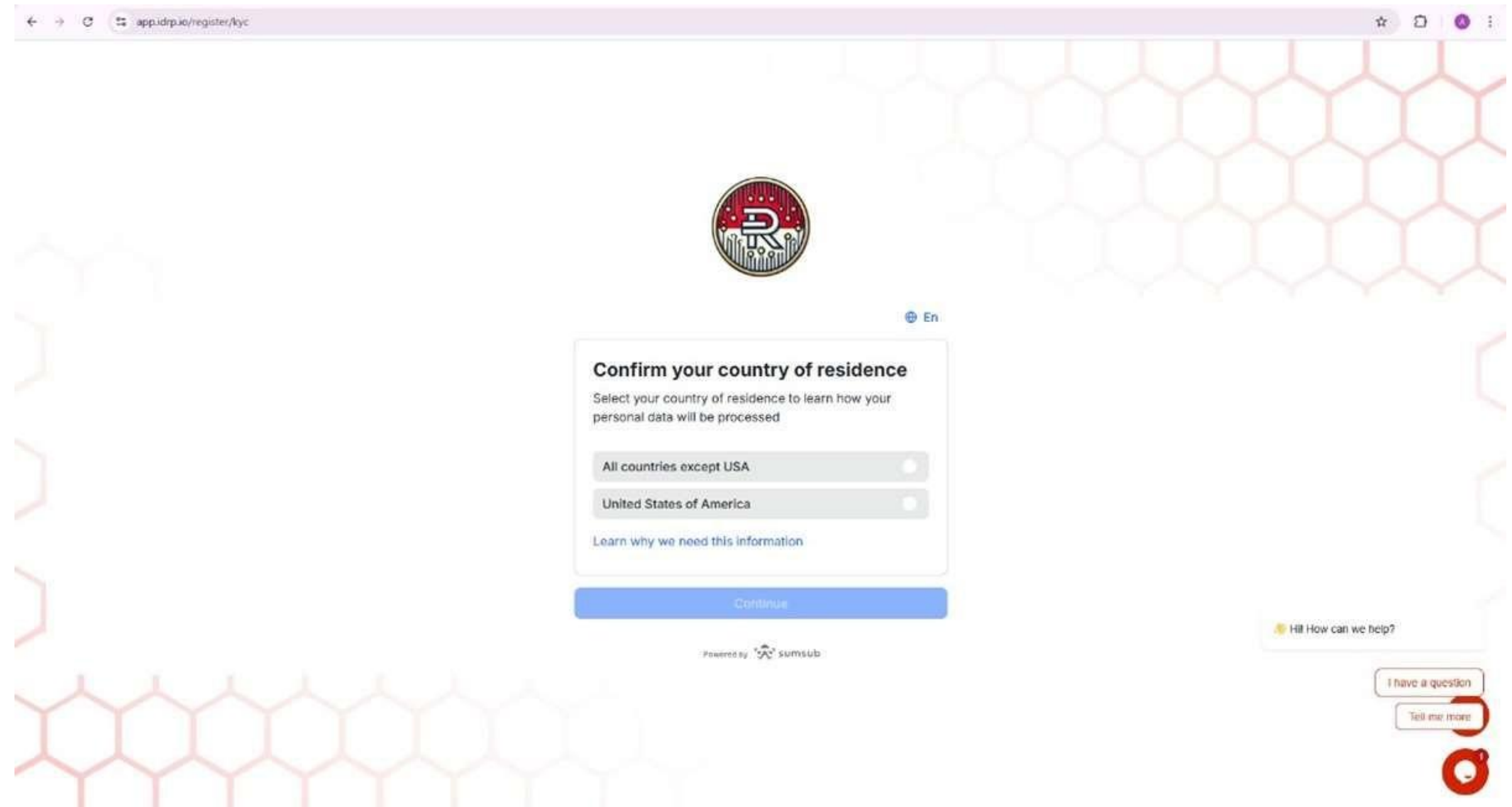
- User will enter email to KYC Verification IDR





User Onboarding


- Users will be given the option to choose their domicile. Please select the domicile that best suits your needs.





User Onboarding

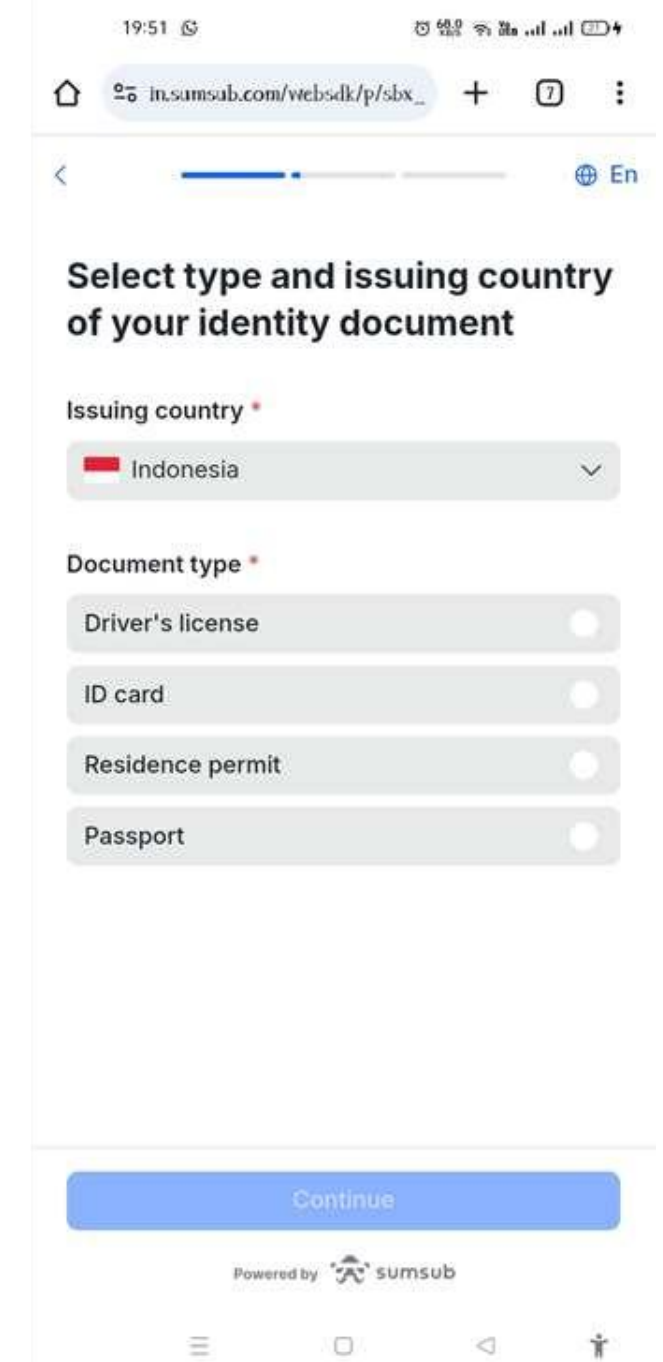
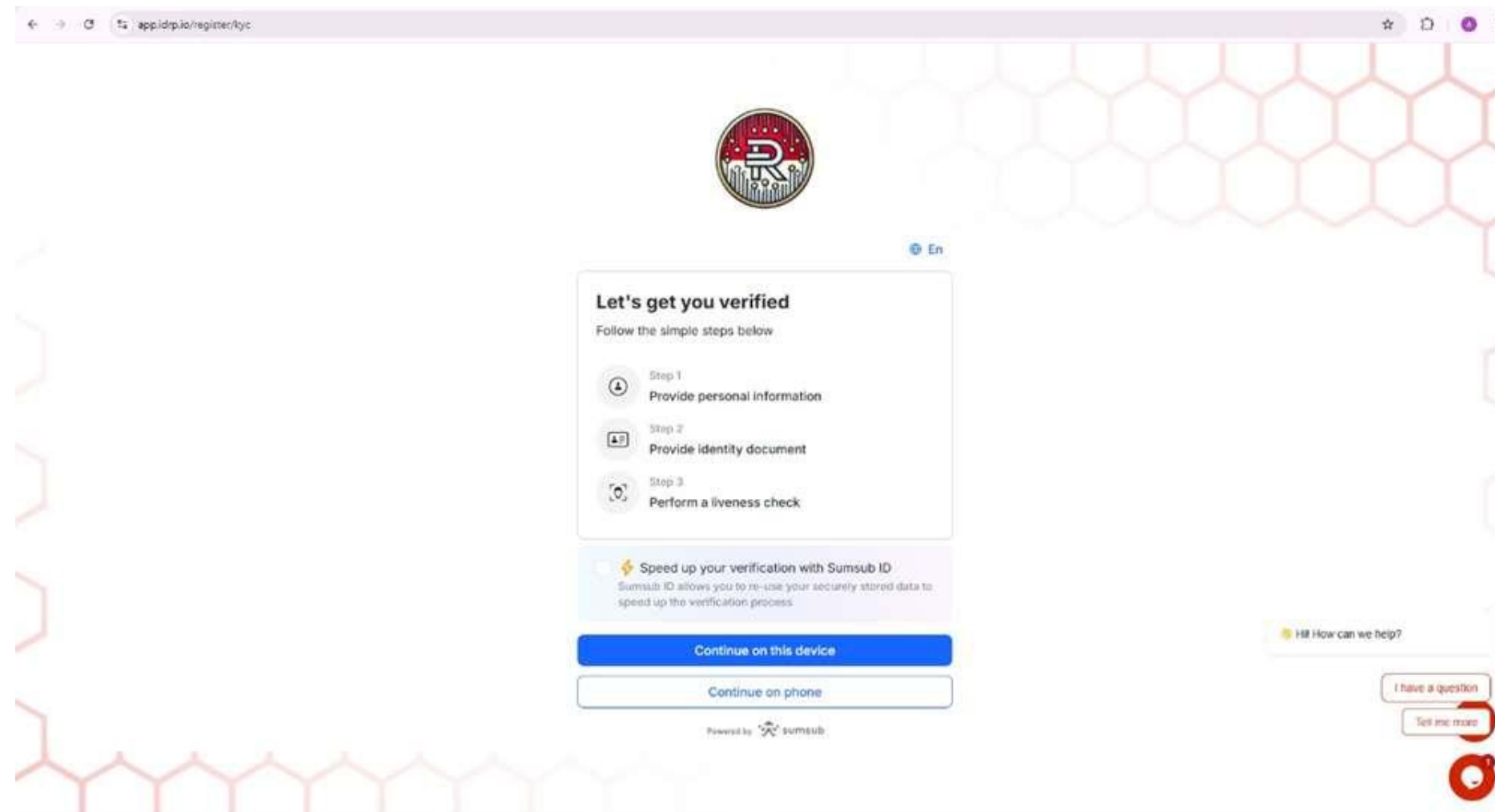
- User will do process KYC Verification





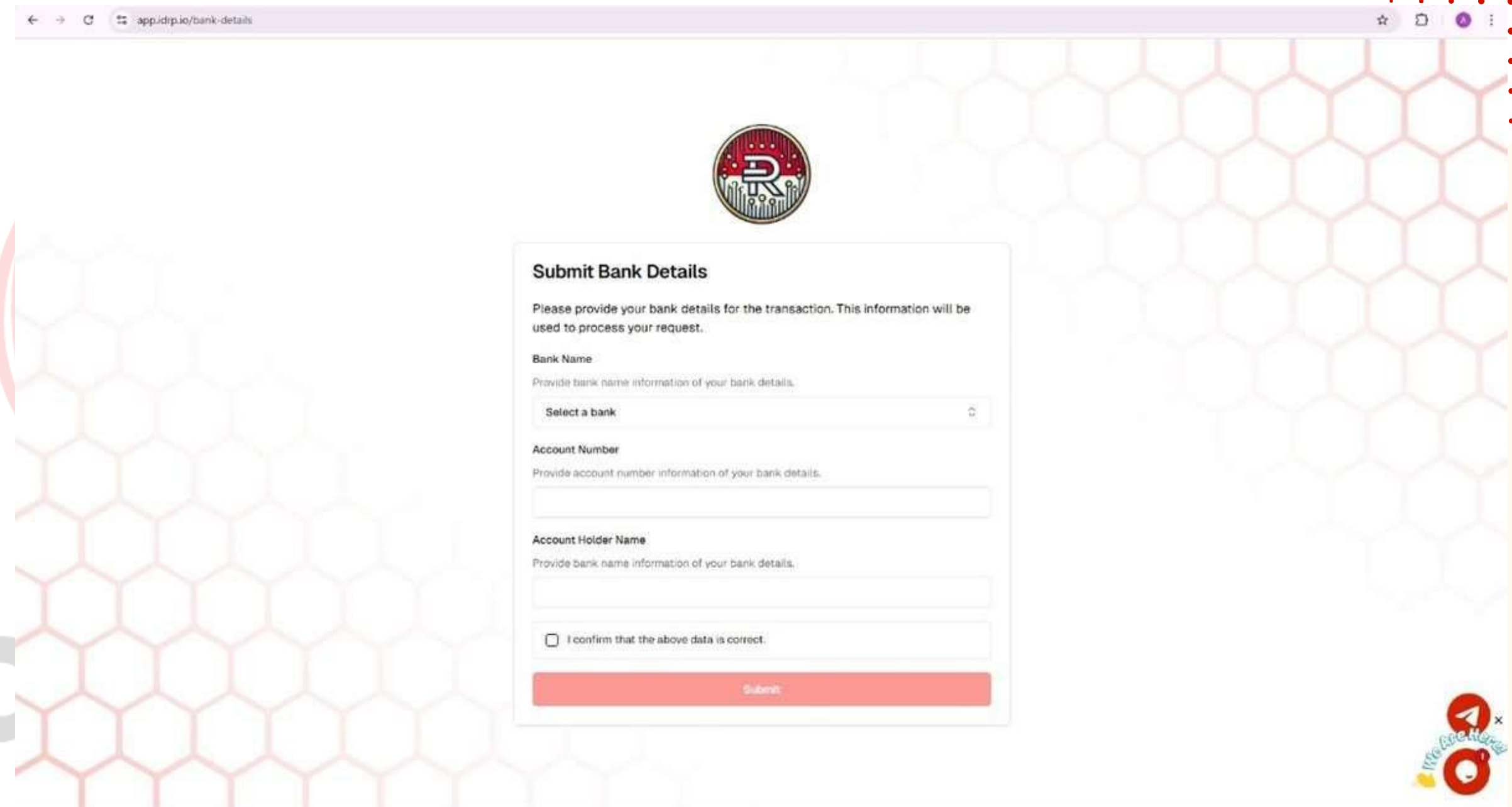
User Onboarding

- The user will verify based on the required data.




User Onboarding

- The user will enter the Bank Details that will be used for all IDRPs exchange processes.



app.idrp.io/bank-details



Submit Bank Details

Please provide your bank details for the transaction. This information will be used to process your request.

Bank Name
Provide bank name information of your bank details.


Select a bank

Account Number
Provide account number information of your bank details.

Account Holder Name
Provide bank name information of your bank details.

I confirm that the above data is correct.

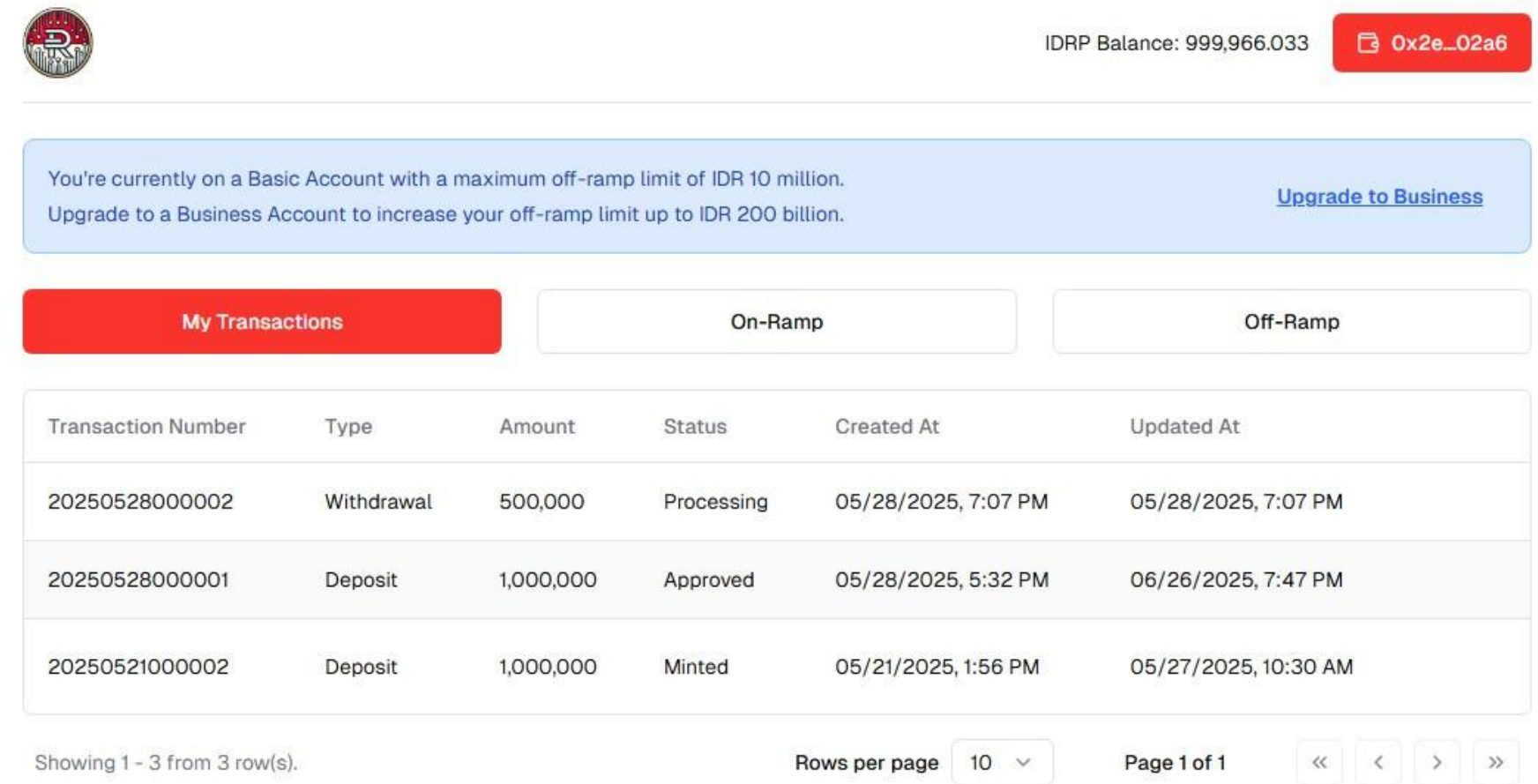
Submit



User Onboarding

NOTES :

- User can upgrade from personal account into Business account by choose "Upgrade to Business."
- User will do KYB Verification to upgrade the account



IDRP Balance: 999,966.033 0x2e...02a6

You're currently on a Basic Account with a maximum off-ramp limit of IDR 10 million. Upgrade to a Business Account to increase your off-ramp limit up to IDR 200 billion. [Upgrade to Business](#)

My Transactions | On-Ramp | Off-Ramp

Transaction Number	Type	Amount	Status	Created At	Updated At
20250528000002	Withdrawal	500,000	Processing	05/28/2025, 7:07 PM	05/28/2025, 7:07 PM
20250528000001	Deposit	1,000,000	Approved	05/28/2025, 5:32 PM	06/26/2025, 7:47 PM
20250521000002	Deposit	1,000,000	Minted	05/21/2025, 1:56 PM	05/27/2025, 10:30 AM

Showing 1 - 3 from 3 row(s). Rows per page 10 Page 1 of 1

adhyo

Let's get you verified

Follow the simple steps below

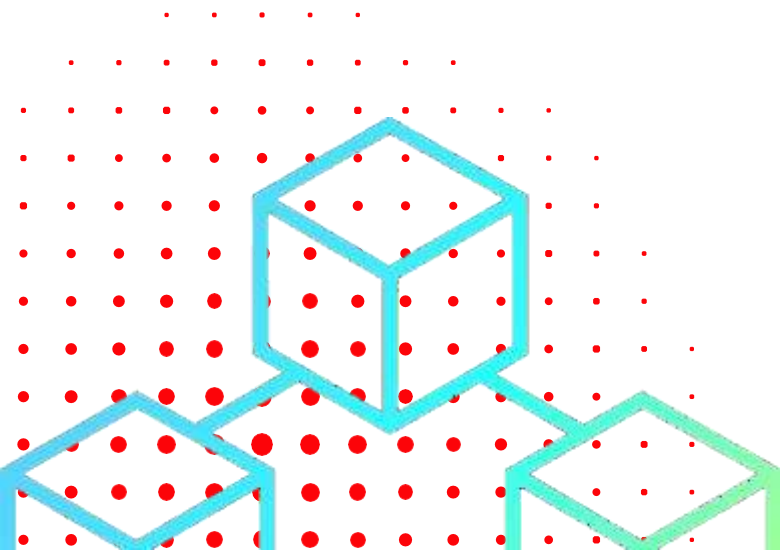
- Step 1
Provide company details
- Step 2
Provide company documents
- Step 3
Provide associated parties

Continue on this device

Continue on phone



02 Minting Process IDR

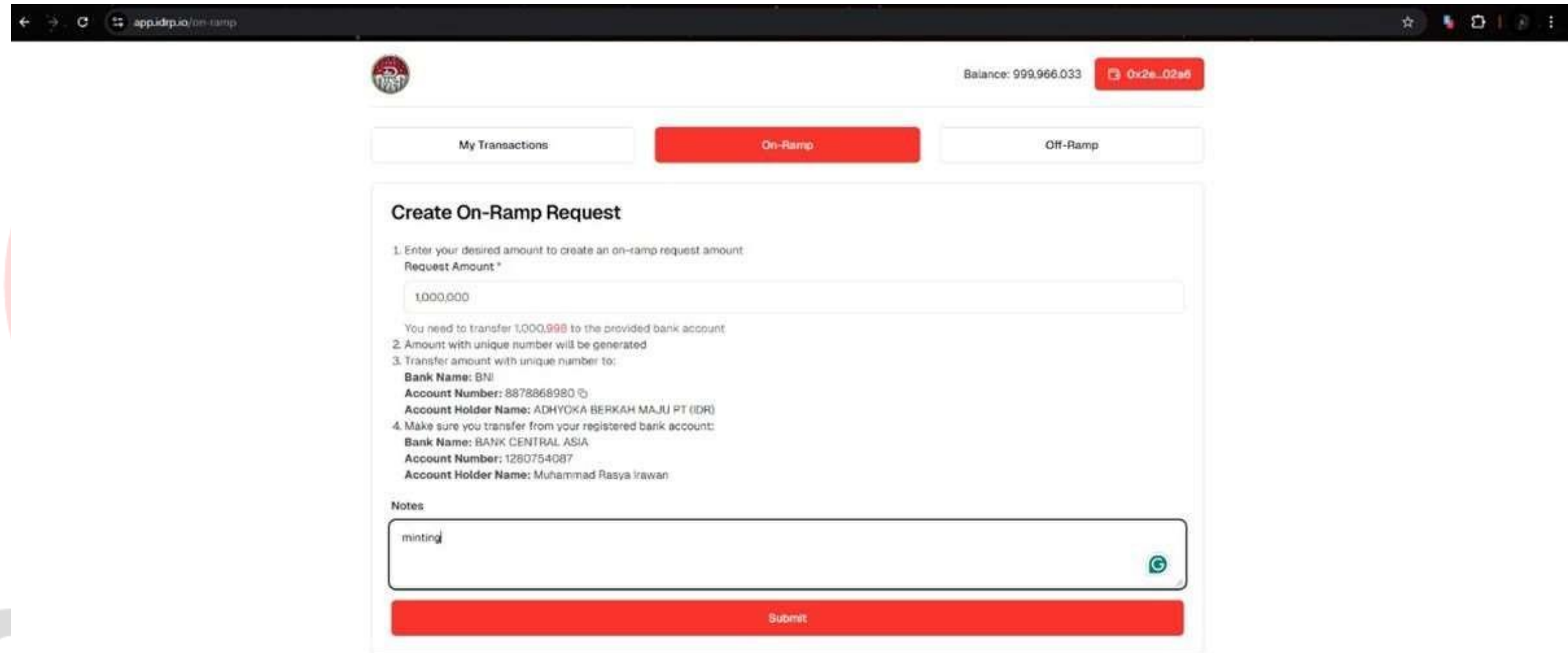


Minting Process IDRP

- Users will be given 3 options on the main page, namely “My Transactions”, “On-Ramp”, and “Off-Ramp”.
- Please select the “On-Ramp” option to initiate the Minting process.
- Users enter the desired amount to carry out the IDRP Minting process.

Notes:

1. On-Ramp: A channel or method for users to enter the crypto world, for example by purchasing crypto assets using fiat currency.
2. Off-ramp: A channel for exiting the crypto ecosystem, for example by exchanging crypto assets into fiat currency.



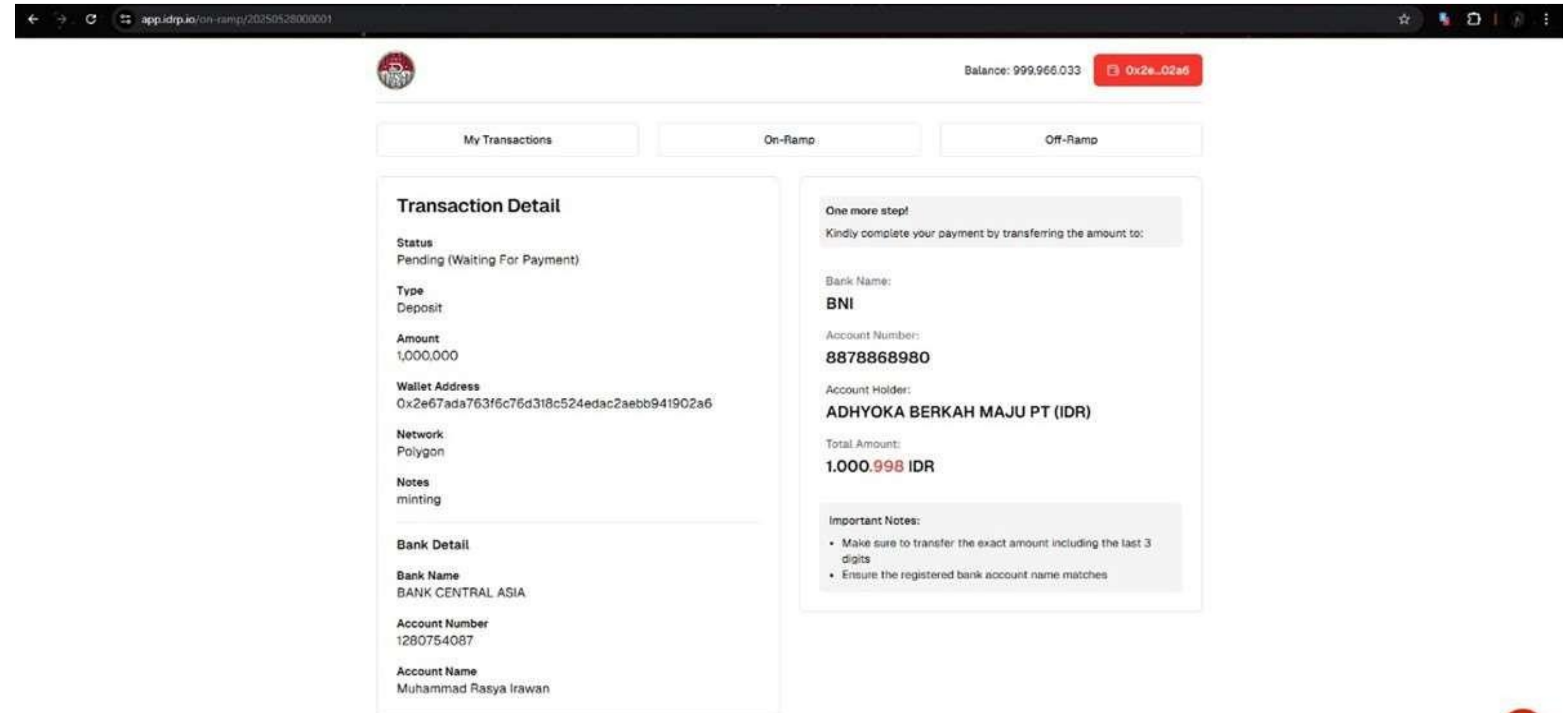
The screenshot shows the Adhyoka app interface for creating an on-ramp request. The top navigation bar includes a balance of 999,966.033 and a wallet address 0x2e...02a6. Below the navigation bar are three tabs: "My Transactions", "On-Ramp" (which is highlighted in red), and "Off-Ramp". The main content area is titled "Create On-Ramp Request" and contains the following steps:

1. Enter your desired amount to create an on-ramp request amount
Request Amount *
1,000,000
2. Amount with unique number will be generated
3. Transfer amount with unique number to:
Bank Name: BNI
Account Number: 8878868980
Account Holder Name: ADHYOKA BERKAH MAJU PT (IDR)
4. Make sure you transfer from your registered bank account:
Bank Name: BANK CENTRAL ASIA
Account Number: 1260754087
Account Holder Name: Muhammad Rasya Irawan

Below the instructions is a "Notes" field with the text "minting" and a "Submit" button at the bottom.

Minting Process IDR

- Users will be provided with instructions to make a transfer to the Escrow Account of Adhyoka Berkah Maju, according to the amount stated on the IDR website. The stated amount will include an additional 3 unique digits at the end, differing from the user's requested amount. Afterward, the IDR Admin will proceed with the IDR minting process.

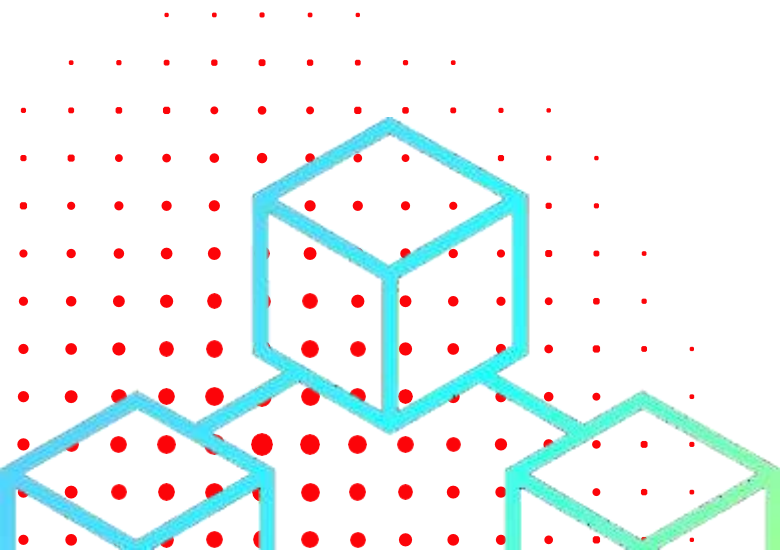


The screenshot displays the IDRP application interface. At the top, the user's balance is shown as 999,966.033 and a transaction ID as 0x2e...02a6. The interface is divided into three tabs: My Transactions, On-Ramp, and Off-Ramp. The On-Ramp tab is active, showing a transaction detail for a pending deposit of 1,000,000 IDR. The transaction is associated with a Polygon network wallet address and is labeled as 'minting'. Below the transaction details, the bank information is provided: BANK CENTRAL ASIA, account number 1280754087, and account name Muhammad Rasya Irawan. On the right side, a 'One more step!' section instructs the user to complete the payment by transferring the amount to a BNI account. The account number is 8878868980, and the account holder is ADHYOKA BERKAH MAJU PT (IDR). The total amount to be transferred is 1,000,998 IDR. An 'Important Notes' section provides instructions to ensure the exact amount is transferred, including the last 3 digits, and to ensure the registered bank account name matches.



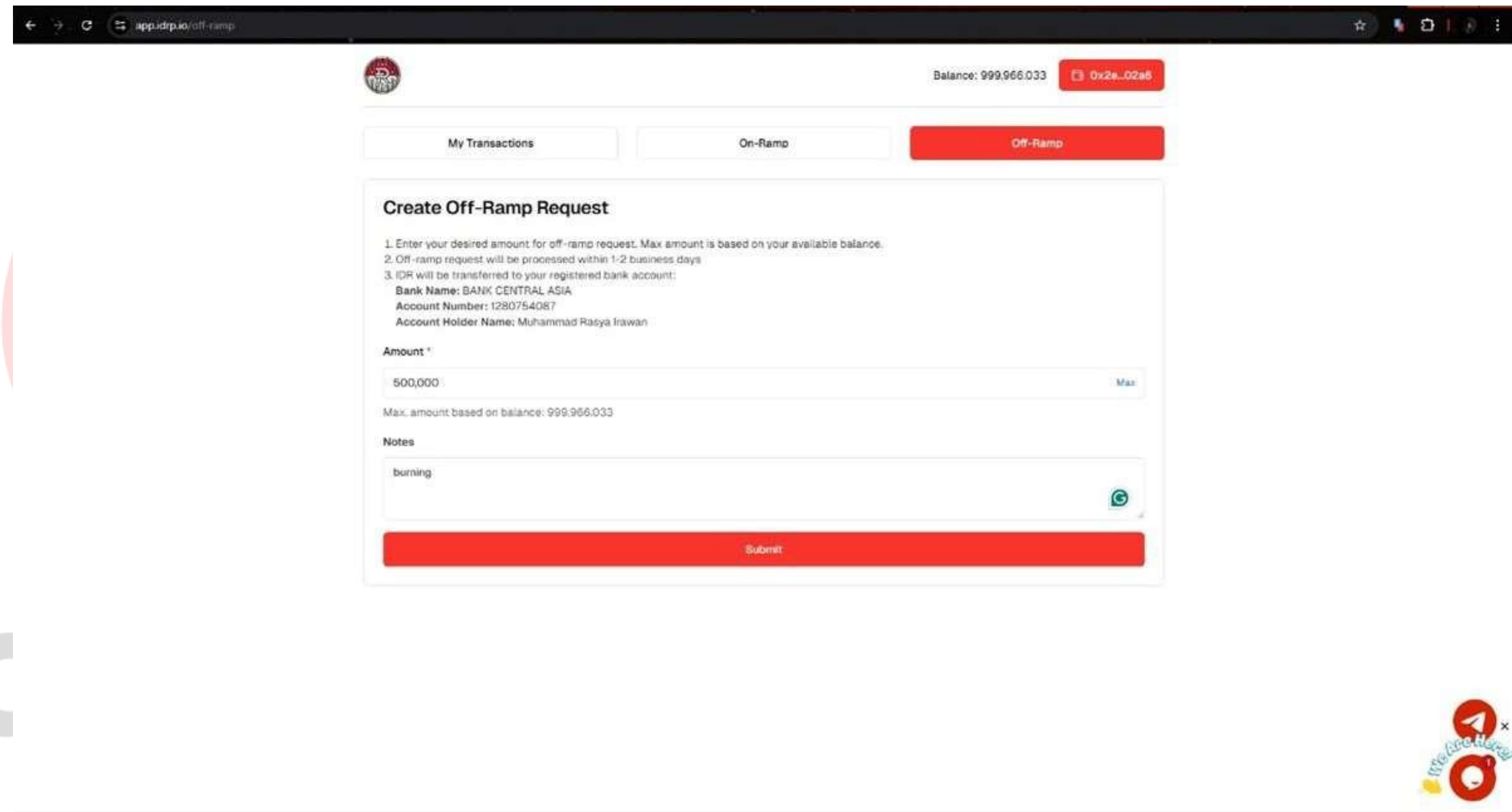


03 Burning Process IDRPs



Burning Process IDR

- Please select option "Off Ramp" to request Burning process IDR
- User enters the desired nominal amount to carry out the IDR Burning process.

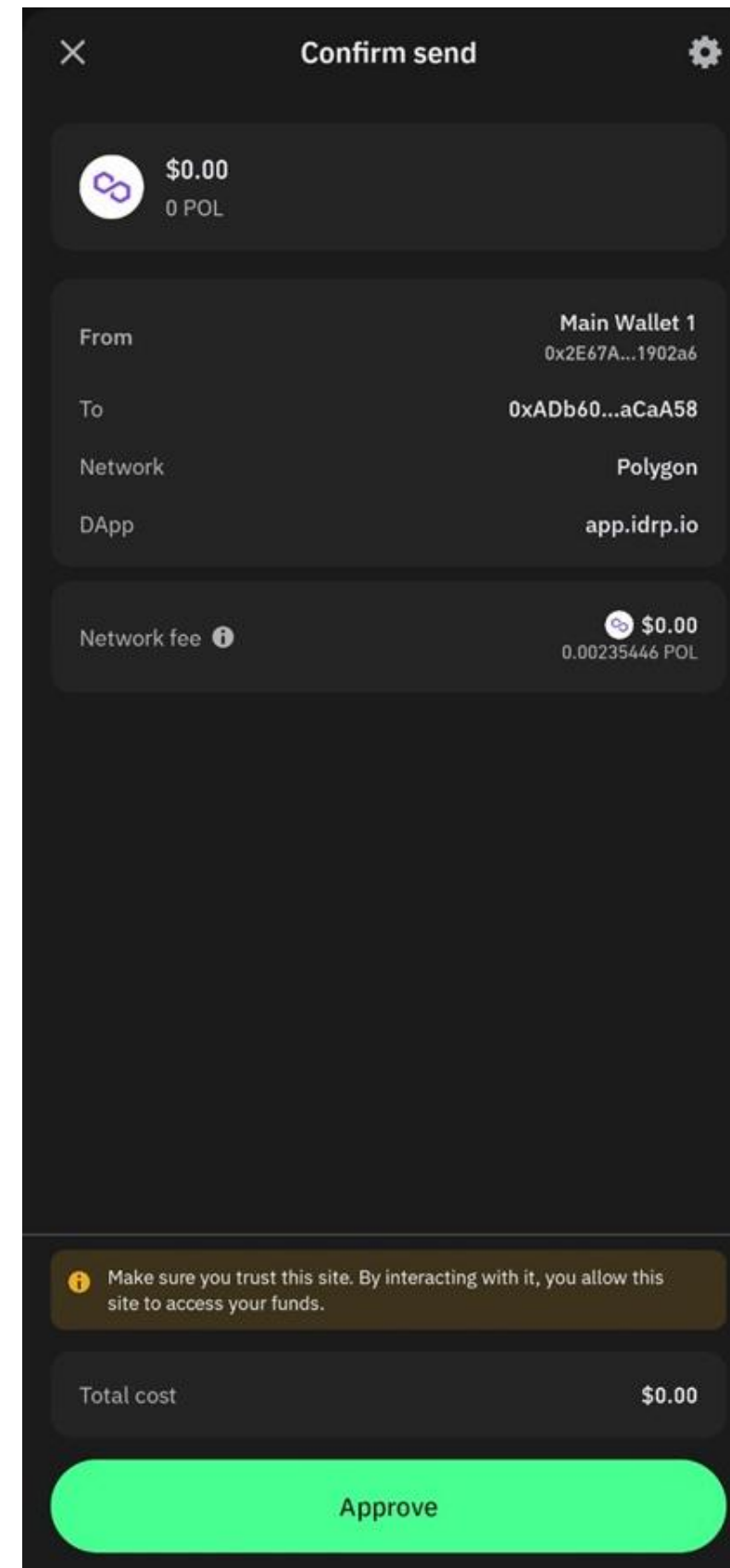


The screenshot shows a web browser window with the URL `app.idrp.io/off-ramp`. The page displays a user profile with a balance of 999,966.033 and a wallet address `0x2a...02a5`. There are three navigation buttons: "My Transactions", "On-Ramp", and "Off-Ramp" (which is highlighted in red). Below these is a "Create Off-Ramp Request" form. The form includes instructions: "1. Enter your desired amount for off-ramp request. Max amount is based on your available balance.", "2. Off-ramp request will be processed within 1-2 business days", and "3. IDR will be transferred to your registered bank account:". It also lists the bank details: "Bank Name: BANK CENTRAL ASIA", "Account Number: 1280754087", and "Account Holder Name: Muhammad Rasya Irawan". The "Amount" field is set to 500,000, with a "Max" label and a note "Max. amount based on balance: 999.966.033". The "Notes" field contains the word "burning". A red "Submit" button is at the bottom of the form. A small "We Are Here" logo is visible in the bottom right corner of the browser window.



Burning Process IDRPs

- Users are asked to make approval using the crypto wallet application or extension and users must ensure they have a balance to cover the gas fee.
- IDRPs admin will proceed with the Burning approval process. Once the Burning is approved and executed, the user will receive the corresponding amount credited to their bank account.





THANK YOU

PT Adhyoka Berkah Maju

IDRP Website:
<https://idrp.io/>